



CEPSI 2010 Exhibition Post Show Report

1. Exhibition Information:

Organizers: Taiwan Power Company

The Association of the Electricity Supply Industry of East Asia and the Western Pacific

Venue: Taipei World Trade Center Exhibition Hall 1 (Area A)

(5 Hsin-yi Rd., Sec. 5, Taipei 11011, Taiwan)

Dates & Hours: October 25 – 28, 2010 10 A.M. - 6 P.M.

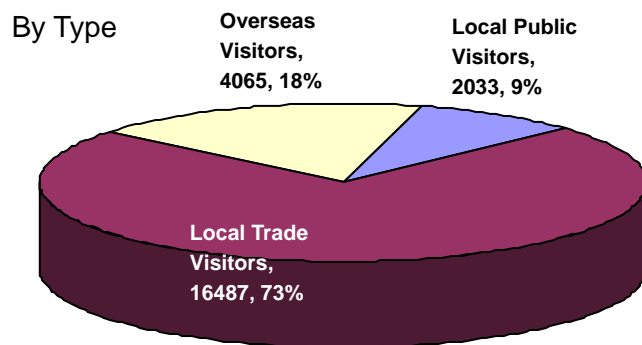
Gross Exhibit Space: 3,582 sqm

2. Exhibitor's Analysis:

Total 44 Exhibitors with 230 booths

| Area | No. of Exhibitors | No. of Booths |
|-------------|-------------------|---------------|
| Asia | 32 | 197 |
| Europe | 7 | 20 |
| America | 3 | 4 |
| Middle East | 1 | 1 |
| Oceania | 1 | 8 |
| TOTAL | 44 | 230 |

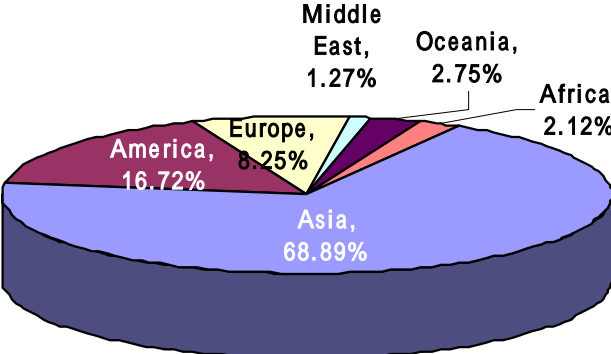
3. Visitors' Analysis:



Total number of visitors: 22,585

Overseas Visitors by Areas:

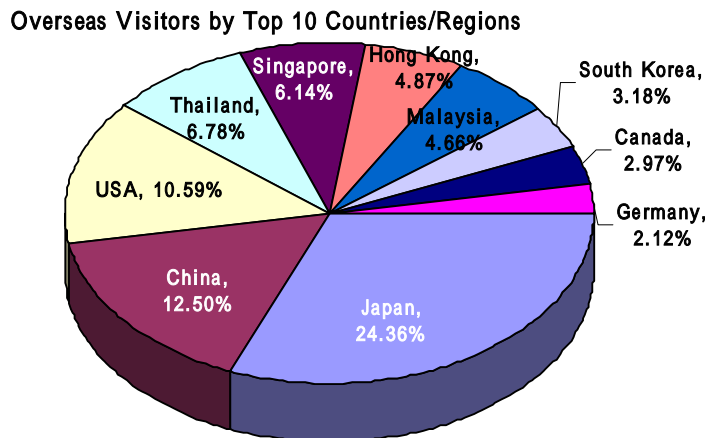
Overseas Visitors by Areas



| Countries/Regions | Distribution |
|-------------------|--------------|
| Asia | 68.89% |
| America | 16.72% |
| Europe | 8.25% |
| Middle East | 1.27% |
| Oceania | 2.75% |
| Africa | 2.12% |

Number of overseas visitors: 4,065 (from 58 countries/regions)

Overseas Visitors by Top 10 Countries/Regions:



| Rank | Countries/Regions | Distribution |
|------|-------------------|--------------|
| 1 | Japan | 24.36% |
| 2 | China | 12.50% |
| 3 | USA | 10.59% |
| 4 | Thailand | 6.78% |
| 5 | Singapore | 6.14% |
| 6 | Hong Kong | 4.87% |
| 7 | Malaysia | 4.66% |
| 8 | South Korea | 3.18% |
| 9 | Canada | 2.97% |
| 10 | Germany | 2.12% |

For more information about this fair, please contact:

Mr. Charles Kuo
 CEPSI 2010 Exhibition Organizer
 Expo Union Corporation
 7F., No. 249, Fuxing S. Rd., Sec 1, Taipei, Taiwan 10666
 Tel: 886-2-2701-8768 ext.206
 Fax: 8862-2702-2025
 Email: cepsi2010@expounion.com.tw
 Website: www.aesieap0910.org